



## Dagami, LEYTE - HSWG Partner Reporting Recovery Shelter Activities (as of 06-OCT-2014)

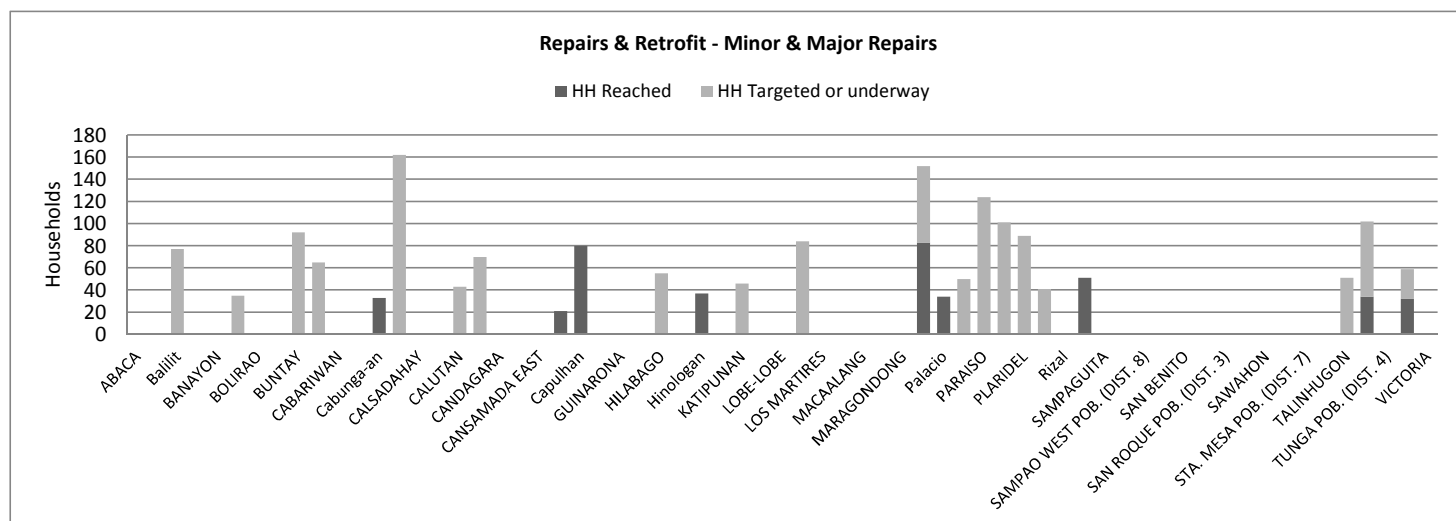
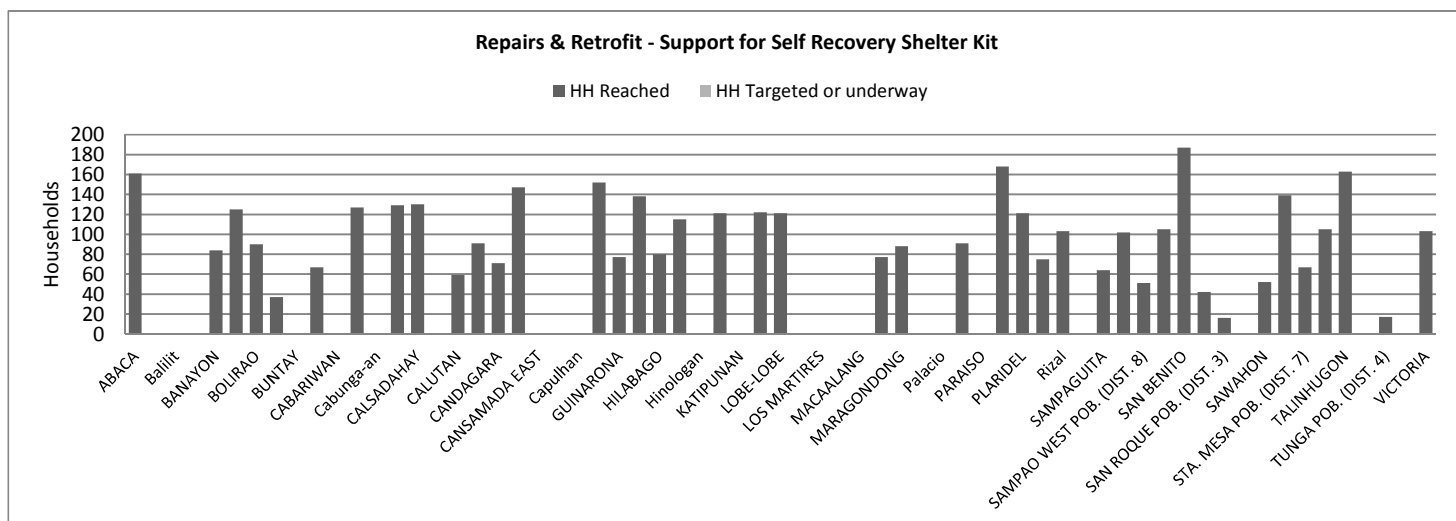
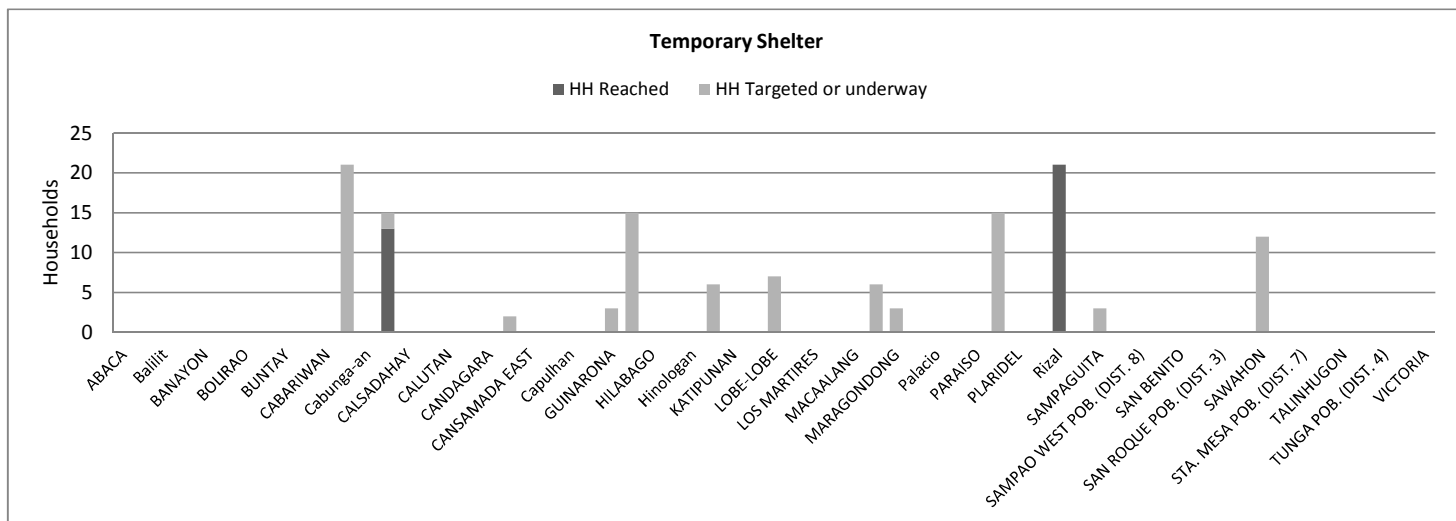
The graphs shown below represent the sum of households who have received (HH reached) or who will receive (HH targeted or underway) recovery shelter support by HSWG partner agencies. Numbers reached are those reported to the HSWG by 6th October 2014. Household number do not represent the total needs by Barangay - for this, consult with relevant Barangay or Municipality. PLEASE NOTE - scale differs in each graph.

**For explanation of intervention types, please see Shelter Cluster Recovery guidelines:**

<https://www.sheltercluster.org/Asia/Philippines/Typhoon%20Haiyan%202013/Documents/Recovery%20Shelter%20Guidelines.pdf>

**The full data set of HSWG data can be found here:**

<https://www.sheltercluster.org/Asia/Philippines/Typhoon%20Haiyan%202013/Documents/20141003%20HSWG%20Database%20for%20website.xlsx>





## Dagami, LEYTE - HSWG Partner Reporting

### Recovery Shelter Activities (as of 06-OCT-2014)

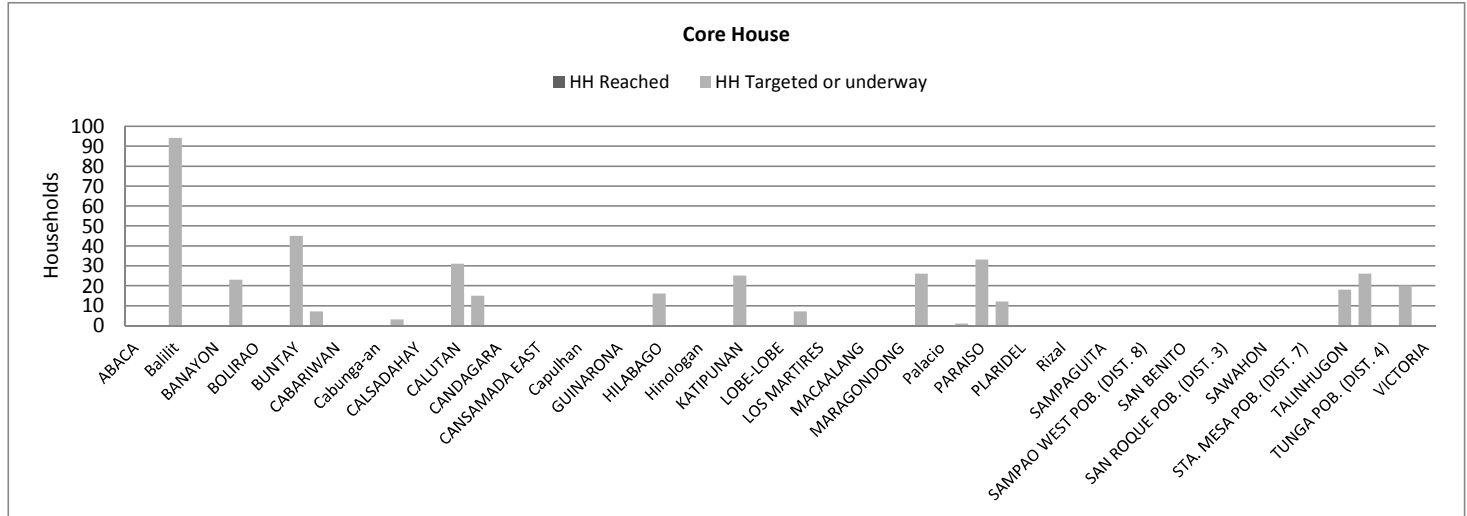
The graphs shown below represent the sum of households who have received (HH reached) or who will receive (HH targeted or underway) recovery shelter support by HSWG partner agencies. Numbers reached are those reported to the HSWG by 6th October 2014. Household number do not represent the total needs by Barangay - for this, consult with relevant Barangay or Municipality. PLEASE NOTE - scale differs in each graph.

For explanation of intervention types, please see Shelter Cluster Recovery guidelines:

<https://www.sheltercluster.org/Asia/Philippines/Typhoon%20Haiyan%202013/Documents/Recovery%20Shelter%20Guidelines.pdf>

The full data set of HSWG data can be found here:

<https://www.sheltercluster.org/Asia/Philippines/Typhoon%20Haiyan%202013/Documents/20141003%20HSWG%20Database%20for%20website.xlsb>





## Dagami - HSWG Partner reporting

### Recovery Shelter activities (as of 06-OCT-2014)

#### Interventions By AGENCIES

The data shown below represent the sum of households who have received (HH reached) or who will receive (HH targeted or underway) recovery shelter support by HSWG partner agencies. Numbers reached are those reported to the HSWG by 6th October 2014. The full data set of HSWG data can be found here:

<https://www.sheltercluster.org/Asia/Philippines/Typhoon%20Haiyan%202013/Documents/20141003%20HSWG%20Database%20for%20website.xlsb>

Agency	Temporary Shelter		Repairs & Retrofit		Core House		Permanent House		Total HH Reached	Total HH Targeted
	HH Reached	HH Targeted	HH Reached	HH Targeted	HH Reached	HH Targeted	HH Reached	HH Targeted		
ADRA Philippines			405	449					405	449
CARE			1,117	1,117					1,117	1,117
Plan International			1,682	1,682					1,682	1,682
PRC - IFRC			0	1,349	0	402			0	1,751
World Vision	34	129	1,381	1,381					1,415	1,510
<b>Grand Total</b>	<b>34</b>	<b>129</b>	<b>4,585</b>	<b>5,978</b>	<b>0</b>	<b>402</b>			<b>4,619</b>	<b>6,509</b>

**Dagami - HSWG Partner reporting****Recovery Shelter activities (as of 06-OCT-2014)****Interventions By BARANGAYS**

The data shown below represent the sum of households who have received (HH reached) or who will receive (HH targeted or underway) recovery shelter support by HSWG partner agencies. Numbers reached are those reported to the HSWG by 6th October 2014. The full data set of HSWG data can be found [here](https://www.sheltercluster.org/Asia/Philippines/Typhoon%20Haiyan%202013/Documents/20141003%20HSWG%20Database%20for%20website.xlsx):

<https://www.sheltercluster.org/Asia/Philippines/Typhoon%20Haiyan%202013/Documents/20141003%20HSWG%20Database%20for%20website.xlsx>

	Temporary Shelter		Repairs & Retrofit		Core House		Permanent House		Total HH Reached	Total HH Target
Barangay	HH Reached	HH Target	HH Reached	HH Target	HH Reached	HH Target	HH Reached	HH Target		
ABACA			161	161					161	161
ABRE										
Balilit			0	77	0	94			0	171
BALUGO										
BANAYON			84	84					84	84
BAYABAS			125	160	0	23			125	183
BOLIRAO			90	90					90	90
BUENAVISTA			37	37					37	37
BUNTAY			0	92	0	45			0	137
CAANISLAGAN			67	132	0	7			67	139
CABARIWAN										
CABULORAN	0	21	127	127					127	148
Cabunga-an			33	33					33	33
CALIPAYAN	13	15	129	291	0	3			142	309
CALSADAHAY			130	130					130	130
CALUCTOGAN										
CALUTAN			59	102	0	31			59	133
Camono-an			91	161	0	15			91	176
CANDAGARA			71	71					71	71
CANLINGGA	0	2	147	147					147	149
CANSAMADA EAST										
Cansamada West			21	21					21	21
Capulhan			80	80					80	80
DIGAHONGAN			152	152					152	152
GUINARONA	0	3	77	77					77	80
HIABANGAN	0	15	138	138					138	153
HILABAGO			80	135	0	16			80	151
HINABUYAN			115	115					115	115
Hinologan			37	37					37	37
HITUMNOG	0	6	121	121					121	127
KATIPUNAN			0	46	0	25			0	71
LAPU-LAPU POB. (DIST. 2)			122	122					122	122
LOBE-LOBE	0	7	121	121					121	128
LOBE-LOBE EAST			0	84	0	7			0	91
LOS MARTIRES										
LUSAD POB. (DIST. 6)										
MACAALANG										
MALIWALIW	0	6	77	77					77	83
MARAGONDONG	0	3	88	88					88	91
Ormocay			83	152	0	26			83	178
Palacio			34	34					34	34
PANDA			91	141	0	1			91	142
PARAISO			0	124	0	33			0	157
PATOC	0	15	168	269	0	12			168	296
PLARIDEL			121	210					121	210
POPONTON			75	116					75	116
Rizal	21	21	103	103					124	124
Salvacion			51	51					51	51
SAMPAGUITA	0	3	64	64					64	67
SAMPAO EAST POB. (DIST. 9)			102	102					102	102
SAMPAO WEST POB. (DIST. 8)			51	51					51	51
SAN ANTONIO POB. (DIST. 5)			105	105					105	105
SAN BENITO			187	187					187	187
SAN JOSE POB. (DIST. 1)			42	42					42	42
SAN ROQUE POB. (DIST. 3)			16	16					16	16
SANTO DOMINGO										
SAWAHON	0	12	52	52					52	64
SIRAB			139	139					139	139
STA. MESA POB. (DIST. 7)			67	67					67	67
TAGKIP			105	105					105	105



## Dagami - HSWG Partner reporting

### Recovery Shelter activities (as of 06-OCT-2014)

#### Interventions By BARANGAYS

The data shown below represent the sum of households who have received (HH reached) or who will receive (HH targeted or underway) recovery shelter support by HSWG partner agencies. Numbers reached are those reported to the HSWG by 6th October 2014. The full data set of HSWG data can be found [here](https://www.sheltercluster.org/Asia/Philippines/Typhoon%20Haiyan%202013/Documents/20141003%20HSWG%20Database%20for%20website.xlsb):

<https://www.sheltercluster.org/Asia/Philippines/Typhoon%20Haiyan%202013/Documents/20141003%20HSWG%20Database%20for%20website.xlsb>

	Temporary Shelter		Repairs & Retrofit		Core House		Permanent House		Total HH Reached	Total HH Target
Barangay	HH Reached	HH Target	HH Reached	HH Target	HH Reached	HH Target	HH Reached	HH Target		
TALINHUGON			163	214	0	18			163	232
Tin-ao			34	102	0	26			34	128
TUNGA POB. (DIST. 4)			17	17					17	17
Tuya			32	59	0	20			32	79
VICTORIA			103	103					103	103
(blank)			0	44					0	44
<b>Grand Total</b>	<b>34</b>	<b>129</b>	<b>4,585</b>	<b>5,978</b>	<b>0</b>	<b>402</b>			<b>4,619</b>	<b>6,509</b>



## Dagami - HSWG Partner reporting

**Recovery Shelter activities (as of 06-OCT-2014)**
**Interventions By BARANGAYS & AGENCIES**

The data shown below represent the sum of households who have received (HH reached) or who will receive (HH targeted or underway) recovery shelter support by HSWG partner agencies. Numbers reached are those reported to the HSWG by 6th October 2014. The full data set of HSWG data can be found here:

<https://www.sheltercluster.org/Asia/Philippines/Typhoon%20Haiyan%202013/Documents/20141003%20HSWG%20Database%20for%20website.xlsx>

	Temporary Shelter		Repairs & Retrofit		Core House		Permanent House		Total HH Reached	Total HH Target
Barangays & Agency	HH Reached	HH Target	HH Reached	HH Target	HH Reached	HH Target	HH Reached	HH Target		
<b>ABACA</b>			<b>161</b>	<b>161</b>					<b>161</b>	<b>161</b>
Plan International			161	161					161	161
<b>ABRE</b>										
<b>Balilit</b>			<b>0</b>	<b>77</b>	<b>0</b>	<b>94</b>			<b>0</b>	<b>171</b>
PRC - IFRC			0	77	0	94			0	171
<b>BALUGO</b>										
<b>BANAYON</b>			<b>84</b>	<b>84</b>					<b>84</b>	<b>84</b>
CARE			84	84					84	84
<b>BAYABAS</b>			<b>125</b>	<b>160</b>	<b>0</b>	<b>23</b>			<b>125</b>	<b>183</b>
Plan International			125	125					125	125
PRC - IFRC			0	35	0	23			0	58
<b>BOLIRAO</b>			<b>90</b>	<b>90</b>					<b>90</b>	<b>90</b>
CARE			90	90					90	90
<b>BUENAVISTA</b>			<b>37</b>	<b>37</b>					<b>37</b>	<b>37</b>
CARE			37	37					37	37
<b>BUNTAY</b>			<b>0</b>	<b>92</b>	<b>0</b>	<b>45</b>			<b>0</b>	<b>137</b>
PRC - IFRC			0	92	0	45			0	137
<b>CAANISLAGAN</b>			<b>67</b>	<b>132</b>	<b>0</b>	<b>7</b>			<b>67</b>	<b>139</b>
CARE			67	67					67	67
PRC - IFRC			0	65	0	7			0	72
<b>CABARIWAN</b>										
<b>CABULORAN</b>	<b>0</b>	<b>21</b>	<b>127</b>	<b>127</b>					<b>127</b>	<b>148</b>
World Vision	0	21	127	127					127	148
<b>Cabunga-an</b>			<b>33</b>	<b>33</b>					<b>33</b>	<b>33</b>
ADRA Philippines			33	33					33	33
<b>CALIPAYAN</b>	<b>13</b>	<b>15</b>	<b>129</b>	<b>291</b>	<b>0</b>	<b>3</b>			<b>142</b>	<b>309</b>
PRC - IFRC			0	162	0	3			0	165
World Vision	13	15	129	129					142	144
<b>CALSADAHAY</b>			<b>130</b>	<b>130</b>					<b>130</b>	<b>130</b>
Plan International			130	130					130	130
<b>CALUCTOGAN</b>										
<b>CALUTAN</b>			<b>59</b>	<b>102</b>	<b>0</b>	<b>31</b>			<b>59</b>	<b>133</b>
CARE			59	59					59	59
PRC - IFRC			0	43	0	31			0	74
<b>Camono-an</b>			<b>91</b>	<b>161</b>	<b>0</b>	<b>15</b>			<b>91</b>	<b>176</b>
CARE			91	91					91	91
PRC - IFRC			0	70	0	15			0	85
<b>CANDAGARA</b>			<b>71</b>	<b>71</b>					<b>71</b>	<b>71</b>
CARE			71	71					71	71
<b>CANLINGGA</b>	<b>0</b>	<b>2</b>	<b>147</b>	<b>147</b>					<b>147</b>	<b>149</b>
World Vision	0	2	147	147					147	149
<b>CANSAMADA EAST</b>										
<b>Cansamada West</b>			<b>21</b>	<b>21</b>					<b>21</b>	<b>21</b>
ADRA Philippines			21	21					21	21



## Dagami - HSWG Partner reporting

**Recovery Shelter activities (as of 06-OCT-2014)**
**Interventions By BARANGAYS & AGENCIES**

The data shown below represent the sum of households who have received (HH reached) or who will receive (HH targeted or underway) recovery shelter support by HSWG partner agencies. Numbers reached are those reported to the HSWG by 6th October 2014. The full data set of HSWG data can be found here:

<https://www.sheltercluster.org/Asia/Philippines/Typhoon%20Haiyan%202013/Documents/20141003%20HSWG%20Database%20for%20website.xlsx>

Barangays & Agency	Temporary Shelter		Repairs & Retrofit		Core House		Permanent House		Total HH Reached	Total HH Target
	HH Reached	HH Target	HH Reached	HH Target	HH Reached	HH Target	HH Reached	HH Target		
<b>Capulhan</b>			80	80					80	80
ADRA Philippines			80	80					80	80
<b>DIGAHONGAN</b>			152	152					152	152
Plan International			152	152					152	152
<b>GUINARONA</b>	0	3	77	77					77	80
World Vision	0	3	77	77					77	80
<b>HIABANGAN</b>	0	15	138	138					138	153
World Vision	0	15	138	138					138	153
<b>HILABAGO</b>			80	135	0	16			80	151
CARE			80	80					80	80
PRC - IFRC			0	55	0	16			0	71
<b>HINABUYAN</b>			115	115					115	115
CARE			115	115					115	115
<b>Hinologan</b>			37	37					37	37
ADRA Philippines			37	37					37	37
<b>HITUMNOG</b>	0	6	121	121					121	127
World Vision	0	6	121	121					121	127
<b>KATIPUNAN</b>			0	46	0	25			0	71
PRC - IFRC			0	46	0	25			0	71
<b>LAPU-LAPU POB. (DIST. 2)</b>			122	122					122	122
Plan International			122	122					122	122
<b>LOBE-LOBE</b>	0	7	121	121					121	128
CARE			31	31					31	31
World Vision	0	7	90	90					90	97
<b>LOBE-LOBE EAST</b>			0	84	0	7			0	91
PRC - IFRC			0	84	0	7			0	91
<b>LOS MARTIRES</b>										
<b>LUSAD POB. (DIST. 6)</b>										
<b>MACAALANG</b>										
<b>MALIWALIW</b>	0	6	77	77					77	83
World Vision	0	6	77	77					77	83
<b>MARAGONDONG</b>	0	3	88	88					88	91
World Vision	0	3	88	88					88	91
<b>Ormocay</b>			83	152	0	26			83	178
ADRA Philippines			83	83					83	83
PRC - IFRC			0	69	0	26			0	95
<b>Palacio</b>			34	34					34	34
ADRA Philippines			34	34					34	34
<b>PANDA</b>			91	141	0	1			91	142
CARE			91	91					91	91
PRC - IFRC			0	50	0	1			0	51
<b>PARAISO</b>			0	124	0	33			0	157
PRC - IFRC			0	124	0	33			0	157
<b>PATOC</b>	0	15	168	269	0	12			168	296



## Dagami - HSWG Partner reporting

## Recovery Shelter activities (as of 06-OCT-2014)

## Interventions By BARANGAYS &amp; AGENCIES

The data shown below represent the sum of households who have received (HH reached) or who will receive (HH targeted or underway) recovery shelter support by HSWG partner agencies. Numbers reached are those reported to the HSWG by 6th October 2014. The full data set of HSWG data can be found here:

<https://www.sheltercluster.org/Asia/Philippines/Typhoon%20Haiyan%202013/Documents/20141003%20HSWG%20Database%20for%20website.xlsx>

Barangays & Agency	Temporary Shelter		Repairs & Retrofit		Core House		Permanent House		Total HH Reached	Total HH Target
	HH Reached	HH Target	HH Reached	HH Target	HH Reached	HH Target	HH Reached	HH Target		
PRC - IFRC			0	101	0	12			0	113
World Vision	0	15	168	168					168	183
<b>PLARIDEL</b>			<b>121</b>	<b>210</b>					<b>121</b>	<b>210</b>
CARE			121	121					121	121
PRC - IFRC			0	89					0	89
<b>POPONTON</b>			<b>75</b>	<b>116</b>					<b>75</b>	<b>116</b>
CARE			75	75					75	75
PRC - IFRC			0	41					0	41
<b>Rizal</b>	<b>21</b>	<b>21</b>	<b>103</b>	<b>103</b>					<b>124</b>	<b>124</b>
World Vision	21	21	103	103					124	124
<b>Salvacion</b>			<b>51</b>	<b>51</b>					<b>51</b>	<b>51</b>
ADRA Philippines			51	51					51	51
<b>SAMPAGUITA</b>	<b>0</b>	<b>3</b>	<b>64</b>	<b>64</b>					<b>64</b>	<b>67</b>
World Vision	0	3	64	64					64	67
<b>SAMPAO EAST POB. (DIST. 9)</b>			<b>102</b>	<b>102</b>					<b>102</b>	<b>102</b>
Plan International			102	102					102	102
<b>SAMPAO WEST POB. (DIST. 8)</b>			<b>51</b>	<b>51</b>					<b>51</b>	<b>51</b>
Plan International			51	51					51	51
<b>SAN ANTONIO POB. (DIST. 5)</b>			<b>105</b>	<b>105</b>					<b>105</b>	<b>105</b>
Plan International			105	105					105	105
<b>SAN BENITO</b>			<b>187</b>	<b>187</b>					<b>187</b>	<b>187</b>
Plan International			187	187					187	187
<b>SAN JOSE POB. (DIST. 1)</b>			<b>42</b>	<b>42</b>					<b>42</b>	<b>42</b>
Plan International			42	42					42	42
<b>SAN ROQUE POB. (DIST. 3)</b>			<b>16</b>	<b>16</b>					<b>16</b>	<b>16</b>
Plan International			16	16					16	16
<b>SANTO DOMINGO</b>										
<b>SAWAHON</b>	<b>0</b>	<b>12</b>	<b>52</b>	<b>52</b>					<b>52</b>	<b>64</b>
World Vision	0	12	52	52					52	64
<b>SIRAB</b>			<b>139</b>	<b>139</b>					<b>139</b>	<b>139</b>
Plan International			139	139					139	139
<b>STA. MESA POB. (DIST. 7)</b>			<b>67</b>	<b>67</b>					<b>67</b>	<b>67</b>
Plan International			67	67					67	67
<b>TAGKIP</b>			<b>105</b>	<b>105</b>					<b>105</b>	<b>105</b>
CARE			105	105					105	105
<b>TALINHUGON</b>			<b>163</b>	<b>214</b>	<b>0</b>	<b>18</b>			<b>163</b>	<b>232</b>
Plan International			163	163					163	163
PRC - IFRC			0	51	0	18			0	69
<b>Tin-ao</b>			<b>34</b>	<b>102</b>	<b>0</b>	<b>26</b>			<b>34</b>	<b>128</b>
ADRA Philippines			34	34					34	34
PRC - IFRC			0	68	0	26			0	94
<b>TUNGA POB. (DIST. 4)</b>			<b>17</b>	<b>17</b>					<b>17</b>	<b>17</b>
Plan International			17	17					17	17
<b>Tuya</b>			<b>32</b>	<b>59</b>	<b>0</b>	<b>20</b>			<b>32</b>	<b>79</b>
ADRA Philippines			32	32					32	32
PRC - IFRC			0	27	0	20			0	47





## Dagami - HSWG Partner reporting

### Recovery Shelter activities (as of 06-OCT-2014)

#### Interventions By BARANGAYS & AGENCIES

The data shown below represent the sum of households who have received (HH reached) or who will receive (HH targeted or underway) recovery shelter support by HSWG partner agencies. Numbers reached are those reported to the HSWG by 6th October 2014. The full data set of HSWG data can be found [here](https://www.sheltercluster.org/Asia/Philippines/Typhoon%20Haiyan%202013/Documents/20141003%20HSWG%20Database%20for%20website.xlsb):

<https://www.sheltercluster.org/Asia/Philippines/Typhoon%20Haiyan%202013/Documents/20141003%20HSWG%20Database%20for%20website.xlsb>

Barangays & Agency	Temporary Shelter		Repairs & Retrofit		Core House		Permanent House		Total HH Reached	Total HH Target
	HH Reached	HH Target	HH Reached	HH Target	HH Reached	HH Target	HH Reached	HH Target		
<b>VICTORIA</b>			<b>103</b>	<b>103</b>					<b>103</b>	<b>103</b>
Plan International			103	103					103	103
(blank)			0	44					0	44
ADRA Philippines			0	44					0	44
<b>Grand Total</b>	<b>34</b>	<b>129</b>	<b>4,585</b>	<b>5,978</b>	<b>0</b>	<b>402</b>			<b>4,619</b>	<b>6,509</b>